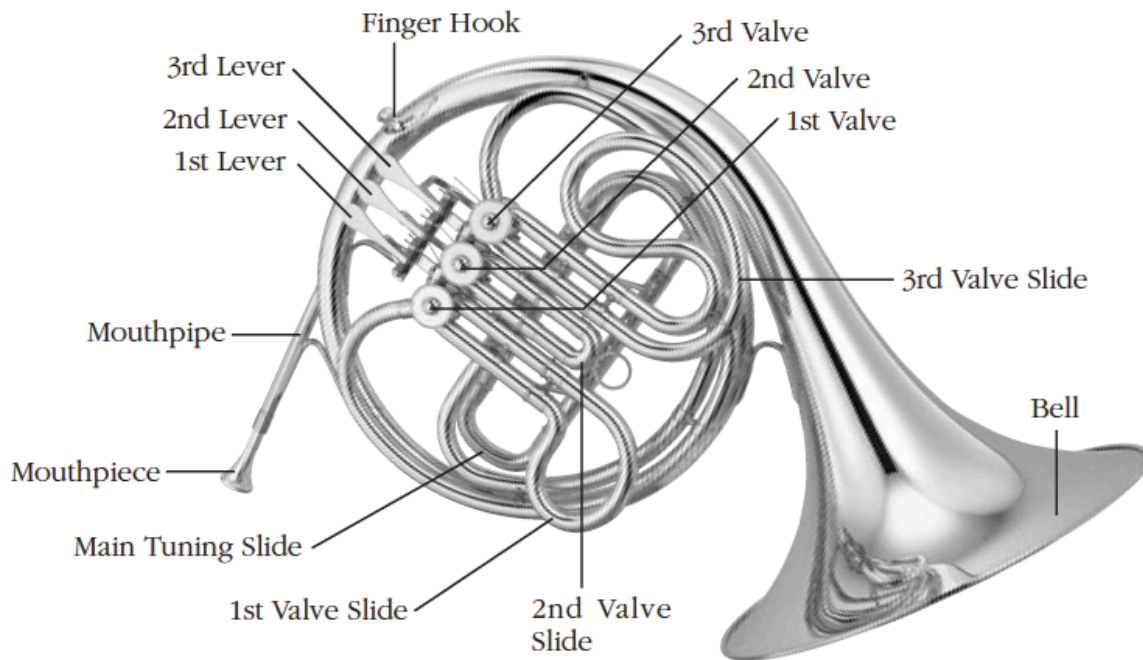


Instrument Care: French Horn

Parts of the Horn

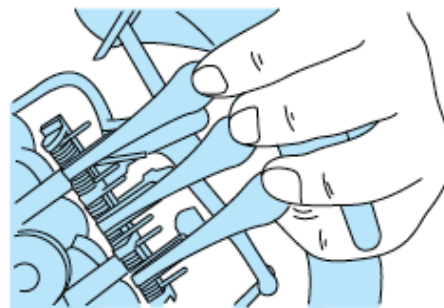
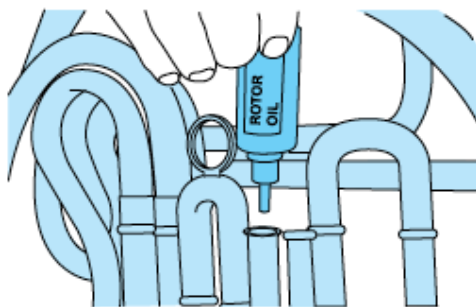


Maintenance Equipment:

Rotor oil, Spindle oil, soft cloth, mouthpiece brush, slide grease, silver polishing cloth (for silver instruments only).

Oiling Rotors (If unsure, please see Mr. Petersen. It is very easy to do damage to your valves if you don't do this correctly!):

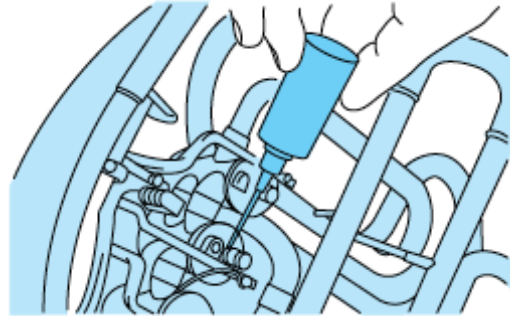
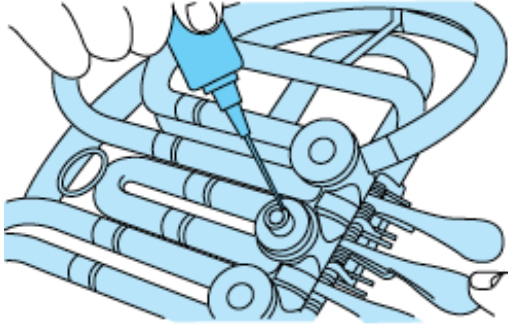
1. While holding the key lever down, remove the valve slide.
2. Apply a few drops of rotor oil down the slide tube (be careful to not let the oil touch the side of the tube!)
3. Move the lever keys so that the oil is spread evenly.



Never take the rotor apart. If you have any issues with the valves, please tell Mr. Petersen

Oiling Spindles (do this less often)

1. Remove the cap on the rotor valve and apply a little rotor spindle oil to the rotor bearings (the center part). Replace the cap and move the lever a few times to distribute the oil evenly.
2. Apply a little rotor spindle oil to the rotor spindle and receiver on the back of the valve (in the little gap underneath the strings).

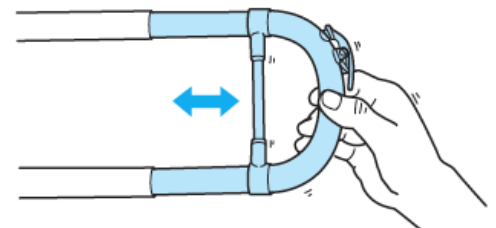
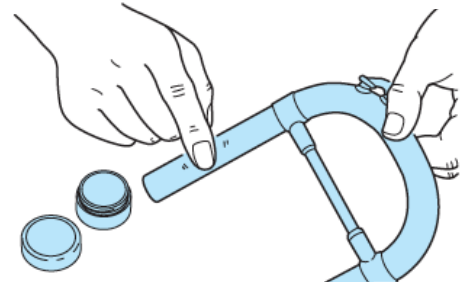
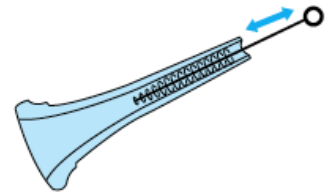


Daily Cleaning:

Empty water before packing up (you may need to remove main tuning slide to get more oil out). Wipe outside of horn with a soft cloth to remove finger prints. If you do not do this, your instrument will tarnish and discolor. Oil rotors when necessary. Rinse/wash out mouthpiece often, especially if you have been sick.

Monthly:

- Mouthpiece: Wash mouthpiece with warm water, mild soap, and brush. Wash your mouthpiece often, especially if you have been sick. Dry and be careful not to drop.
- Tuning Slides: Check your tuning slides to see how easily they move. If they are stiff, apply a little slide grease to the slide. To do this,
 - 1) Depress the piston that corresponds to the slide that you want to apply grease to and then remove the slide.
 - 2) Put a little slide grease on your finger, and then spread it around the inner slide.
 - 3) Hold the piston down and move the slide in and out a few times to spread grease.



Every Year:

Have instrument professionally cleaned. A Chem-Flush or a Sonic Bath will remove all germs and calcified deposits. See Mr. Petersen about arranging this at the music store.

School-owned instruments will be professionally cleaned regularly. If your own instrument has not been cleaned in a long time, please take it to a music store for a chem-flush. The above monthly cleaning will only make a very dirty instrument worse!